



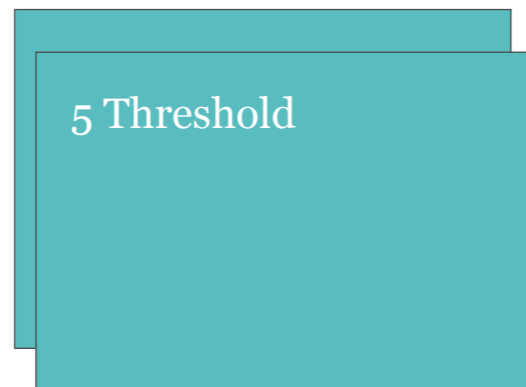
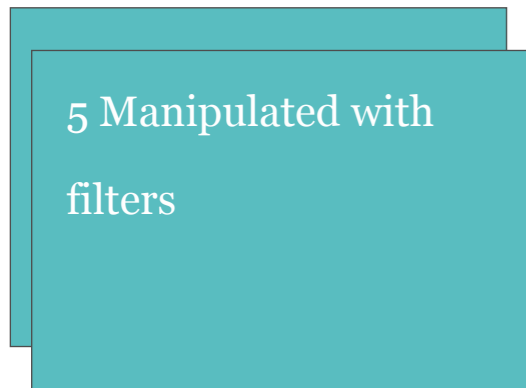
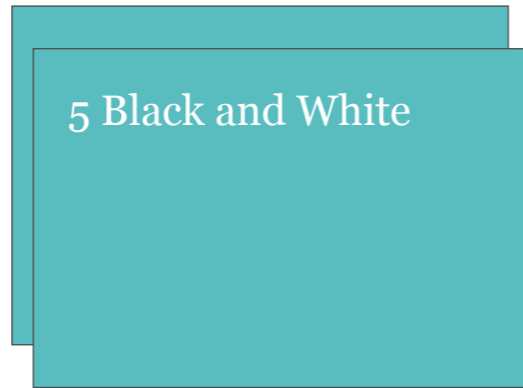
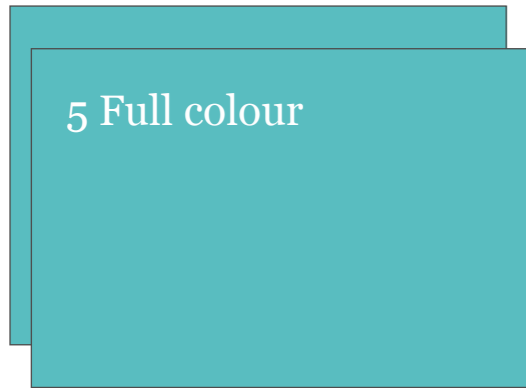
A Level Art Sketchbook Structure









Experimentation and development



30 photos



6 pictures by different Artists that connect or link with your photographs.



Throughout this project you must evaluate every piece of artwork on each page so leave some space. (A little and often is the key here). You should link everything you do and “name-drop” often!

PHOTOGRAPH 1			


PHOTOGRAPH 2



Photo collage




Charcoal



evaluation evaluated
evaluation evaluation
evaluation evaluation



Fine Board marker outlines



Dots with Felt Pen



Template and Felt Pen



CUT OUT + Felt



Felt

PHOTOGRAPH 3

PHOTO 4			

PHOTO 5			

PHOTO 6

PHOTO 7			



PHOTO 8			

PHOTO 9

<p>PHOTO 10</p>			



Section 3 REFINE AND IMPROVE...*Cropping*

Enlarge and Refine from earlier experiments... Choose 2 from each double page spread.





REFINE AND IMPROVE...*Etched*

Enlarge and Refine from earlier experiments... Choose 2 from each double page spread.





REFINE AND IMPROVE...*on a black background.*

Enlarge and Refine from earlier experiments... Choose 2 from each double page spread.





REFINE AND IMPROVE...*on a newsprint background*

Enlarge and Refine from earlier experiments... Choose 2 from each double page spread.





REFINE AND IMPROVE...*on a textured surface*

Enlarge and Refine from earlier experiments... Choose 2 from each double page spread.





REFINE AND IMPROVE...*on a wooden surface*

Enlarge and Refine from earlier experiments... Choose 2 from each double page spread.





REFINE AND IMPROVE...*on a 3D object*



Enlarge and Refine from earlier experiments... Choose 2 from each double page spread.




Enlarge and Refine from earlier experiments... Choose 2 from each double page spread.



Enlarge and Refine from earlier experiments... Choose 2 from each double page spread.



Enlarge and Refine from earlier experiments... Choose 2 from each double page spread.



Section 4 FINER DETAILS

Double page work...Work across the spine enlarging earlier refinements. *One of these will form the basis of your final artwork*



Double page work...Work across the spine enlarging earlier refinements. *One of these will form the basis of your final artwork*



Double page work...Work across the spine enlarging earlier refinements. *One of these will form the basis of your final artwork*



Double page work...Work across the spine enlarging earlier refinements. *One of these will form the basis of your final artwork*



Double page work...Work across the spine enlarging earlier refinements. *One of these will form the basis of your final artwork*



A5 Sketchbook

TRANSCRIPTIONS and ARTIST CONNECTIONS

For this you will need an A4 or A5 hard-backed sketchbook.
Here you will literally be copying the work, techniques and ideas of
Artists. This is to be private study at home.
Each project will have 8 transcriptions.

An American painter and photographer, Chuck Close is famous for his large scale photorealistic art. Close works mainly with oil, pencil and acrylic on huge canvases. Being a portrait artist, Chuck Close's subjects include Kate Moss, Brad Pitt and himself. Close's work is interesting because as well as being extremely realistic, his work also manages to capture the character of his subject in a single image. Light is important in his work as it picks out certain features and makes the piece seem more realistic. What also makes Chuck Close's work more realistic is how fine his brush (or pencil) strokes are as they really contribute to the extreme detail of his work. Close's work can be compared to the work of photographer David Bailey as they both focus on tonal portraits that aim to express emotions. The work of Chuck Close links in with the theme of 'Similarities and Differences' as his art shows the differences between peoples facial features and emotions. For my transcription of 'Phil' I used only a 6B graphite pencil as the portrait contains a lot of soft, dark shadows. I found that the soft pencil worked well on the face and neck but was a bit too soft for the hair and any fine details. To improve it I would use a 3B or 4B pencil for the wispy bits of hair and fine details on the face. However, I am pleased with the overall effect.

Chuck Close



A transcription of Chuck Close's 'Phil' - polymer on canvas (1969) (approx 5 feet tall). 'Phil' being the American composer Phillip Glass. Only a 6B pencil was used.

Copy the work on one page and write about it on the page next to it or around it.
 What do I write about? Anything you want! For example: **what you like about the work, how it makes you feel, what you think about your copy, what was particularly difficult about the technique.**
How you are feeling today and how it has effected your work it is all relevant to the artistic outcome!

Artist Transcription 1

Pic an area to study:

Architect, Fashion designer, Concept artist, Cartoonist.

What you like about the work, how it makes you feel, what you think about your copy, what was particularly difficult about the technique.

How you are feeling today and how it has effected your work!

Artist Transcription 2

Black artist

What you like about the work, how it makes you feel, what you think about your copy, what was particularly difficult about the technique.

How you are feeling today and how it has effected your work!

Artist Transcription 3

Female Artist

What you like about the work, how it makes you feel, what you think about your copy, what was particularly difficult about the technique.

How you are feeling today and how it has effected your work!

Artist Transcription 4

21st century Illustrator

What you like about the work, how it makes you feel, what you think about your copy, what was particularly difficult about the technique.

How you are feeling today and how it has effected your work!

Artist Transcription 5

19th Century Artist

What you like about the work, how it makes you feel, what you think about your copy, what was particularly difficult about the technique.

How you are feeling today and how it has effected your work!

Artist Transcription 6

Photographer

What you like about the work, how it makes you feel, what you think about your copy, what was particularly difficult about the technique.

How you are feeling today and how it has effected your work!

Artist Transcription 7

Contemporary Sculptor

What you like about the work, how it makes you feel, what you think about your copy, what was particularly difficult about the technique.

How you are feeling today and how it has effected your work!

Artist Transcription 8

Artist from Pinterest

What you like about the work, how it makes you feel, what you think about your copy, what was particularly difficult about the technique.

How you are feeling today and how it has effected your work!